

**ENGINEERED FOR EFFICIENCY,
EXTRA MILE GUARANTEED**

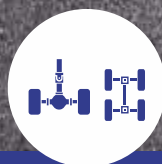
TATA LPT 1623



8T Payload



**6 cyl, 6l Cummins Engine
with Eaton Transmission**



**Available in 4x2, 6x2
(with Tag Axle)**



**5yr/500,000 km
Driveline Warranty**



**Standard
ABS**

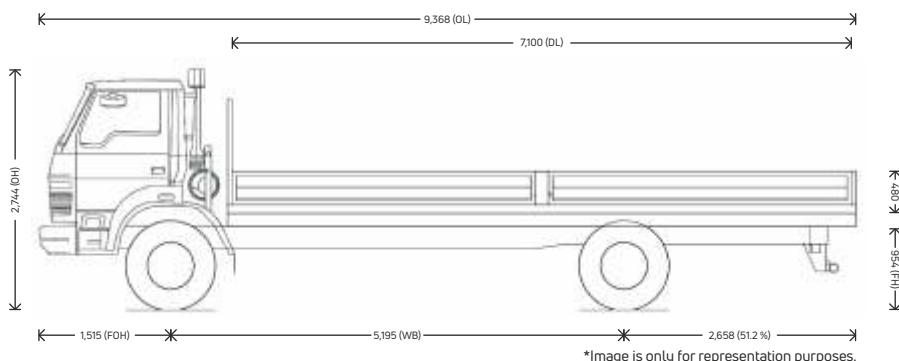
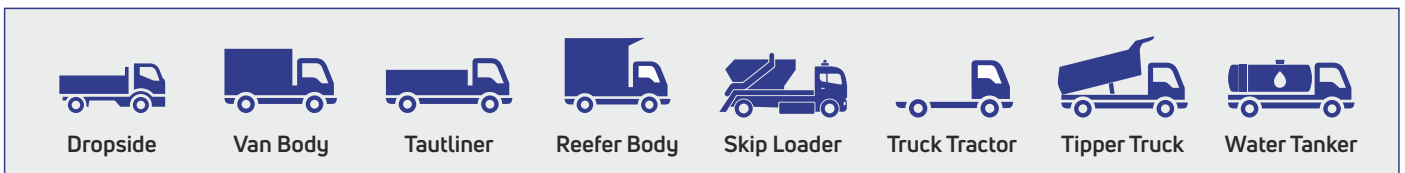
TATA LPT 1623

ENGINE	
Model	Cummins B5.9 E-III
Capacity	6l, 6 Cylinder
Type	Turbocharged Intercooler
Power (kW at r/min)	158 @ 2,500
Torque (Nm at r/min)	789 @ 1,550
TRANSMISSION	
Model	Eaton
Shift	Manual
No. of gears	6+1
First gear ratio	7.05
Top gear ratio	0.78
DRIVE AXLE	
Reduction type	Single
Final ratio	5.86
CLUTCH	
Type	Single
Diameter (mm)	380
BRAKES	
Type	Full Air S-Cam
Front	Full Air S-Cam
Rear	Full Air S-Cam
Anti-lock braking system (ABS)	Standard

MAJOR DIMENSIONS	
Overall Height (mm)	2,877
Overall Length (mm)	9,047
Overall Width (mm)	2,474
Front Overhang (mm)	1,515
Rear Overhang (mm)	2,340
Wheelbase (mm)	5,195
MASS	
GVM (kg)	16,000
V (kg)	16,000
GCM (kg)	21,400
D/T (kg)	21,400
Permissible body + payload (kg)	10,500
Tare - total (T) (kg)	5,500
Permissible Rear axle weight (kg)	9,000
Permissible Front axle weight (kg)	7,000
Manufacturers Rear axle weight (kg)	9,000
Manufacturers Front axle weight (kg)	7,000
FUEL TANK	
Fuel Tank Capacity (Litre)	350
TYRES	
Tyres	295/80 R22.5-16PR

*Tag axle option also available

Available in following applications:



For more information, please contact: **TATA AFRICA HOLDINGS (SA) (PTY) LTD.**

17 North Reef Road, Activia Park, Germiston, 1429, South Africa P.O. Box 901, Isando, 1600, Contact: Phone: + 27112559600, Website: <https://www.tata.co.za/>